

FOR OFFICIAL USE



--	--	--	--	--	--

National
Qualifications
2015

Mark

--

X740/76/01

**Human Biology
Section 1 — Answer Grid
and Section 2**

WEDNESDAY, 13 MAY

1:00 PM – 3:30 PM



* X 7 4 0 7 6 0 1 *

Fill in these boxes and read what is printed below.

Full name of centre

--

Town

--

Forename(s)

--

Surname

--

Number of seat

--

Date of birth

Day

--	--

Month

--	--

Year

--	--

Scottish candidate number

--	--	--	--	--	--	--	--	--	--

Total marks — 100

SECTION 1 — 20 marks

Attempt ALL questions.

Instructions for completion of Section 1 are given on *Page two*.

SECTION 2 — 80 marks

Attempt ALL questions.

Write your answers clearly in the spaces provided in this booklet. Additional space for answers and rough work is provided at the end of this booklet. If you use this space you must clearly identify the question number you are attempting. Any rough work must be written in this booklet. You should score through your rough work when you have written your final copy.

Use **blue** or **black** ink.

Before leaving the examination room you must give this booklet to the Invigilator; if you do not, you may lose all the marks for this paper.



* X 7 4 0 7 6 0 1 0 1 *

The questions for Section 1 are contained in the question paper X740/76/02.
Read these and record your answers on the answer grid on *Page three* opposite.
Use **blue** or **black** ink. Do NOT use gel pens or pencil.

1. The answer to each question is **either** A, B, C or D. Decide what your answer is, then fill in the appropriate bubble (see sample question below).
2. There is **only one correct** answer to each question.
3. Any rough working should be done on the additional space for answers and rough work at the end of this booklet.

Sample Question

The digestive enzyme pepsin is most active in the

- A mouth
- B stomach
- C duodenum
- D pancreas.

The correct answer is **B**—stomach. The answer **B** bubble has been clearly filled in (see below).

A	B	C	D
<input type="radio"/>	<input checked="" type="radio"/>	<input type="radio"/>	<input type="radio"/>

Changing an answer

If you decide to change your answer, cancel your first answer by putting a cross through it (see below) and fill in the answer you want. The answer below has been changed to **D**.

A	B	C	D
<input type="radio"/>	<input checked="" type="radio"/>	<input type="radio"/>	<input checked="" type="radio"/>

If you then decide to change back to an answer you have already scored out, put a tick (✓) to the **right** of the answer you want, as shown below:

A	B	C	D	or	A	B	C	D
<input type="radio"/>	<input checked="" type="radio"/>	<input type="radio"/>	<input checked="" type="radio"/>		<input type="radio"/>	<input checked="" type="radio"/>	<input type="radio"/>	<input type="radio"/>



SECTION 1 — Answer Grid



	A	B	C	D
1	<input type="radio"/>	<input type="radio"/>	<input type="radio"/>	<input type="radio"/>
2	<input type="radio"/>	<input type="radio"/>	<input type="radio"/>	<input type="radio"/>
3	<input type="radio"/>	<input type="radio"/>	<input type="radio"/>	<input type="radio"/>
4	<input type="radio"/>	<input type="radio"/>	<input type="radio"/>	<input type="radio"/>
5	<input type="radio"/>	<input type="radio"/>	<input type="radio"/>	<input type="radio"/>
6	<input type="radio"/>	<input type="radio"/>	<input type="radio"/>	<input type="radio"/>
7	<input type="radio"/>	<input type="radio"/>	<input type="radio"/>	<input type="radio"/>
8	<input type="radio"/>	<input type="radio"/>	<input type="radio"/>	<input type="radio"/>
9	<input type="radio"/>	<input type="radio"/>	<input type="radio"/>	<input type="radio"/>
10	<input type="radio"/>	<input type="radio"/>	<input type="radio"/>	<input type="radio"/>
11	<input type="radio"/>	<input type="radio"/>	<input type="radio"/>	<input type="radio"/>
12	<input type="radio"/>	<input type="radio"/>	<input type="radio"/>	<input type="radio"/>
13	<input type="radio"/>	<input type="radio"/>	<input type="radio"/>	<input type="radio"/>
14	<input type="radio"/>	<input type="radio"/>	<input type="radio"/>	<input type="radio"/>
15	<input type="radio"/>	<input type="radio"/>	<input type="radio"/>	<input type="radio"/>
16	<input type="radio"/>	<input type="radio"/>	<input type="radio"/>	<input type="radio"/>
17	<input type="radio"/>	<input type="radio"/>	<input type="radio"/>	<input type="radio"/>
18	<input type="radio"/>	<input type="radio"/>	<input type="radio"/>	<input type="radio"/>
19	<input type="radio"/>	<input type="radio"/>	<input type="radio"/>	<input type="radio"/>
20	<input type="radio"/>	<input type="radio"/>	<input type="radio"/>	<input type="radio"/>



[BLANK PAGE]

DO NOT WRITE ON THIS PAGE



* X 7 4 0 7 6 0 1 0 4 *

[Turn over for Section 2 on *Page six*

DO NOT WRITE ON THIS PAGE



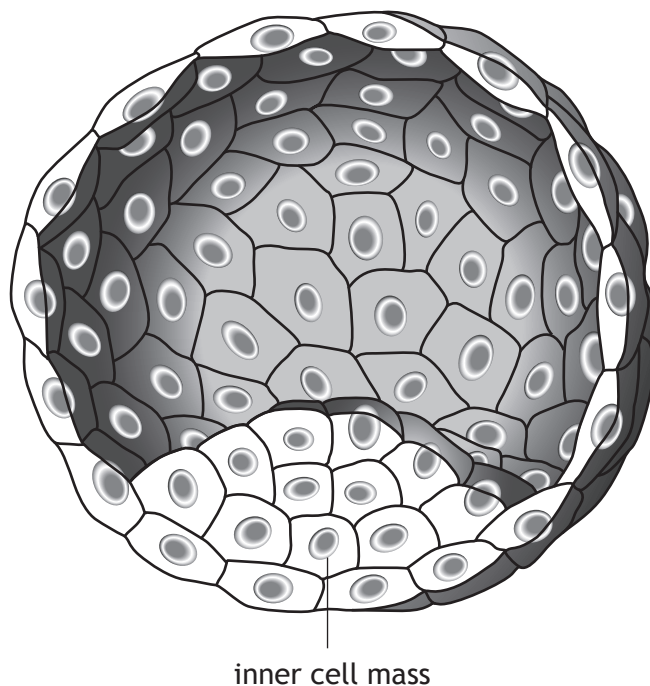
* X 7 4 0 7 6 0 1 0 5 *

SECTION 2 — 80 marks

Attempt ALL questions

Note that Question 14 contains a choice

1. The diagram below represents an embryo in the early stages of development and identifies the inner cell mass which is made up of stem cells.



- (a) State one feature of stem cells. 1

- (b) Stem cells are also found in tissues throughout the adult body.
 Explain how the function of tissue stem cells differs from that of the stem cells found in the inner cell mass of an embryo. 1



1. (continued)

(c) Stem cells have uses in both therapy and research.

(i) It has been proposed that tissue cells could be used to repair severely damaged muscle tissue.

Suggest how this might be done.

1

(ii) State how stem cells can be used as model cells in medical research.

1

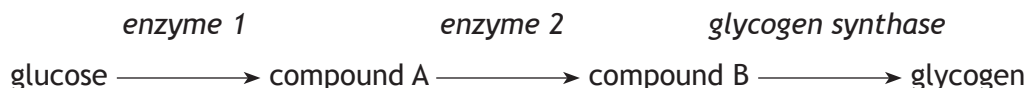
[Turn over



* X 7 4 0 7 6 0 1 0 7 *

2. Glycogen storage disease is an inherited condition in which the enzyme glycogen synthase does not function.

This enzyme normally catalyses one step in the conversion of glucose to glycogen, for storage, as shown in the diagram below.



(a) State the term which describes a metabolic pathway in which simple molecules are built up into complex molecules. 1

(b) (i) Describe how the genetic code for glycogen synthase might be altered in an individual with the disease. 1

(ii) Explain why this altered genetic code fails to produce glycogen synthase. 1

(c) Suggest why individuals with glycogen storage disease might develop abnormally low blood glucose levels during exercise. 1

(d) One form of glycogen storage disease is caused by a gene which is recessive and sex-linked. 2

Describe a pattern of inheritance, shown by a family history, which would indicate that the condition is

recessive _____

sex-linked _____

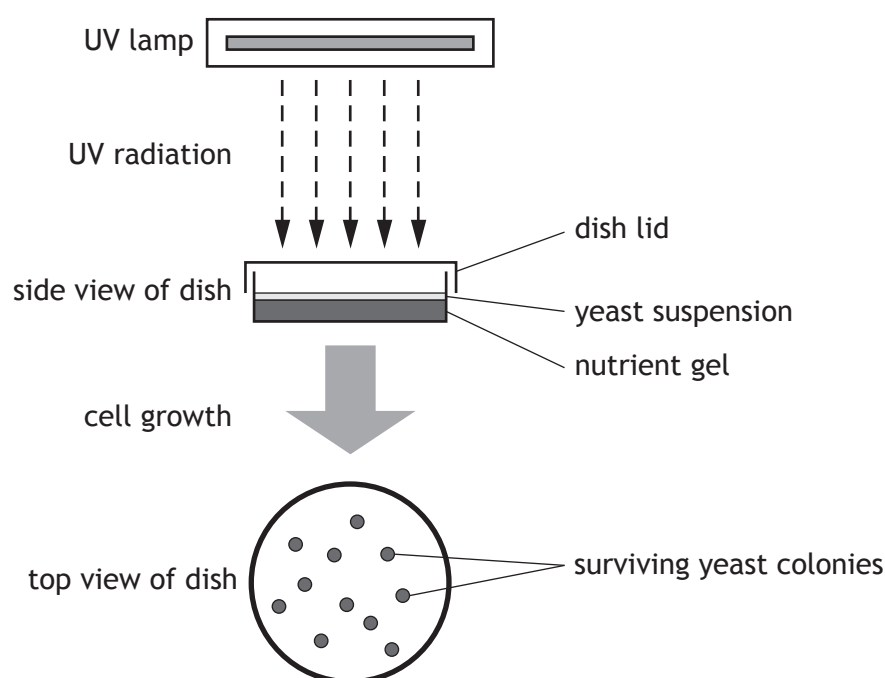


3. Most skin cancers are caused by overexposure to ultraviolet (UV) radiation from the sun or sunbeds. UV radiation damages the DNA in skin cells. Cells normally repair this damage but those which cannot may become cancerous.

A student designed an investigation which used UV-sensitive yeast cells to show the damaging effect of UV radiation. These yeast cells cannot repair DNA damage and die after exposure to UV radiation.

A suspension of UV-sensitive yeast cells was added to dishes which contained a gel that had all the nutrients the yeast needed to grow. The dishes were then exposed to UV radiation for different lengths of time. After exposure, the dishes were placed in an incubator and each of the surviving yeast cells left to grow into a colony on the gel. The number of these colonies was then counted.

The diagram below illustrates this procedure.



- (a) List **two** variables which should be kept constant during this investigation. 2

1 _____

2 _____

[Turn over



3. (continued)

MARKS

DO NOT
WRITE IN
THIS
MARGIN

(b) The results of the investigation are shown in **Table 1** below.


Table 1 — Yeast growth after exposure to UV radiation

<i>Length of time of exposure (minutes)</i>	<i>Number of yeast colonies growing</i>
10	58
20	32
30	15
40	4
50	1
60	0

(i) Plot a line graph to illustrate the results of the investigation.

2

(Additional graph paper, if required can be found on *Page thirty-one*)



(ii) State a conclusion that can be drawn from these results.

1

(iii) State how the reliability of the results in this investigation could be improved.

1



* X 7 4 0 7 6 0 1 1 0 *

3. (continued)

MARKS

DO NOT
WRITE IN
THIS
MARGIN

- (c) Sunscreens work by blocking UV radiation, preventing it from entering skin cells and causing damage to the DNA, which results in sunburn.

Sunscreens are labelled with a Sun Protection Factor (SPF).

When a sunscreen of SPF 15 is applied to the skin, it will take 15 times longer to burn compared to having no sunscreen applied.

The student carried out a second investigation using UV-sensitive yeast.

The dishes were prepared as before but this time the lids of the dishes were coated with sunscreen of different SPFs. The dishes were then exposed to UV radiation for 30 minutes. After exposure, the dishes were placed in an incubator and the surviving yeast cells left to grow into colonies. The results are shown in **Table 2** below.

Table 2 — Yeast growth after the use of sunscreen protection

Sunscreen used to coat lid (SPF)	Number of yeast colonies growing
6	20
15	72
35	74
50	75

- (i) Use the information from **Tables 1 and 2** to calculate the percentage increase in yeast cell survival when a sunscreen of SPF 50 is used to coat the lid. 1

Space for calculation

_____ %

- (ii) Official health advice recommends that people should use a sunscreen of SPF 15 when sunbathing for 30 minutes. 1

State how the results of this investigation support this recommendation.

- (iii) If skin starts to burn after 10 minutes in strong sunlight, calculate for how long a sunscreen of SPF 35 would protect the skin. 1

Space for calculation

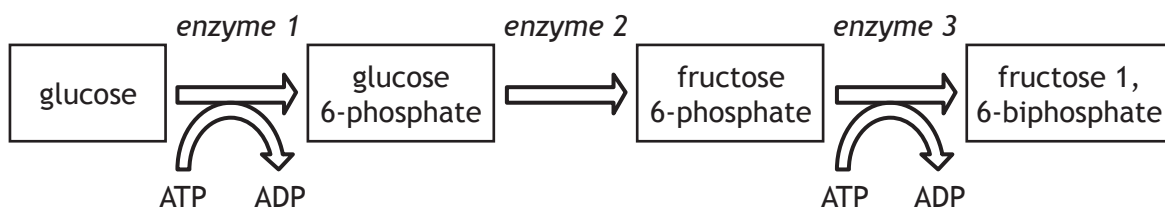


* X 7 4 0 7 6 0 1 1 1 *

4. The diagram below represents **three** chemical reactions in the energy investment phase of glycolysis.

MARKS

DO NOT
WRITE IN
THIS
MARGIN



(a) Identify the information, shown in the **diagram**, which confirms that this is the energy investment phase of glycolysis.

1

(b) Enzyme 1 is activated by the binding of magnesium ions.

Suggest how the binding of these ions leads to an increase in enzyme activity.

1

(c) Choose an enzyme shown in the **diagram** which is catalysing a phosphorylation reaction.

Circle one enzyme — Enzyme 1 Enzyme 2 Enzyme 3

Explain what is meant by phosphorylation.

1

(d) The conversion of glucose 6-phosphate to fructose 6-phosphate is a reversible reaction.

Describe the circumstances under which this reaction would go in the opposite direction to that shown in the diagram.

1

(e) Following the energy investment phase, glycolysis enters the energy pay off stage, during which ATP is produced.

Enzyme 3 is phosphofructokinase which is inhibited by a build-up of ATP.

Explain how this feedback mechanism conserves the cell's resources.

1



* X 7 4 0 7 6 0 1 1 2 *

5. Muscle cells utilise a variety of energy systems during strenuous activity.

(a) Creatine phosphate is found in muscle cells.

(i) Describe how creatine phosphate supports strenuous muscle activity.

2

(ii) Explain why this support is not provided to strenuous activities beyond the first 10 seconds.

1

(b) Name the substance which builds up in muscle cells as they become fatigued.

1

(c) Choose a sporting activity and decide whether slow twitch or fast twitch muscle fibres would be best suited for the activity.

Sporting Activity _____

Slow twitch Fast twitch

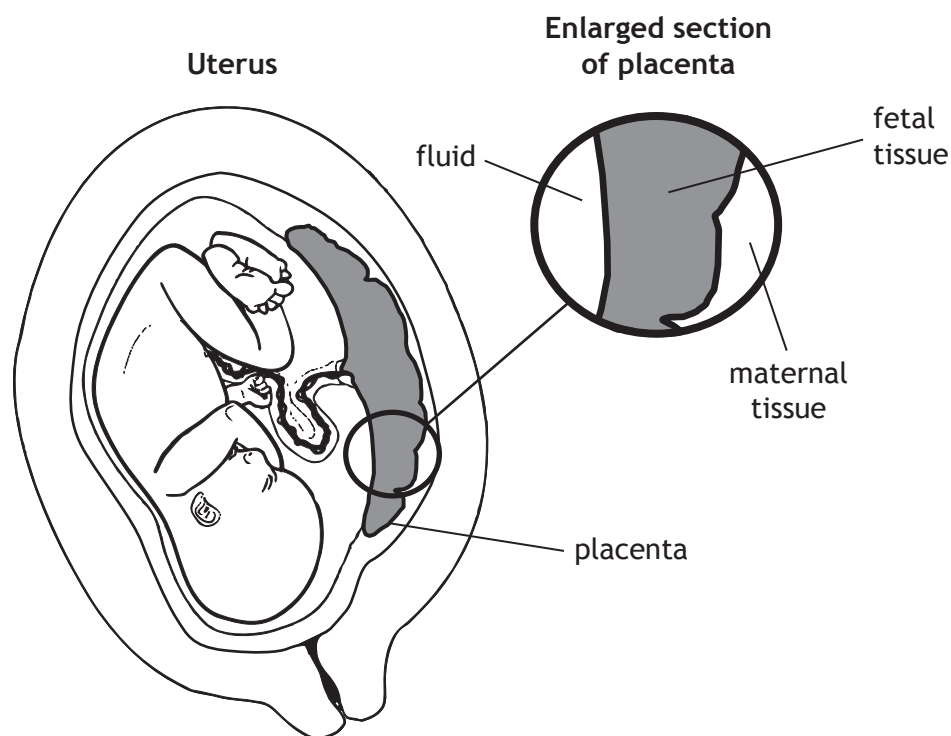
Give reasons to justify your choice of muscle fibre.

3



6. Chorionic villus sampling (CVS) is a technique which can be used during antenatal screening. The cells obtained from CVS are used to prepare a karyotype.

(a) The diagram below shows the uterus of a pregnant woman with a section of the placenta enlarged.



(i) Place a cross (X) on the diagram of the **enlarged section of placenta** to indicate the area from which cells are removed during CVS.

1

(ii) Describe the process by which a karyotype is produced from cells removed during CVS.

2

(iii) Suggest an advantage of using CVS rather than amniocentesis during antenatal screening.

1



MARKS

DO NOT
WRITE IN
THIS
MARGIN

6. (continued)

- (b) Name the type of antenatal screening tests which are routinely carried out to monitor the concentration of certain substances, such as protein, in a pregnant woman's blood.

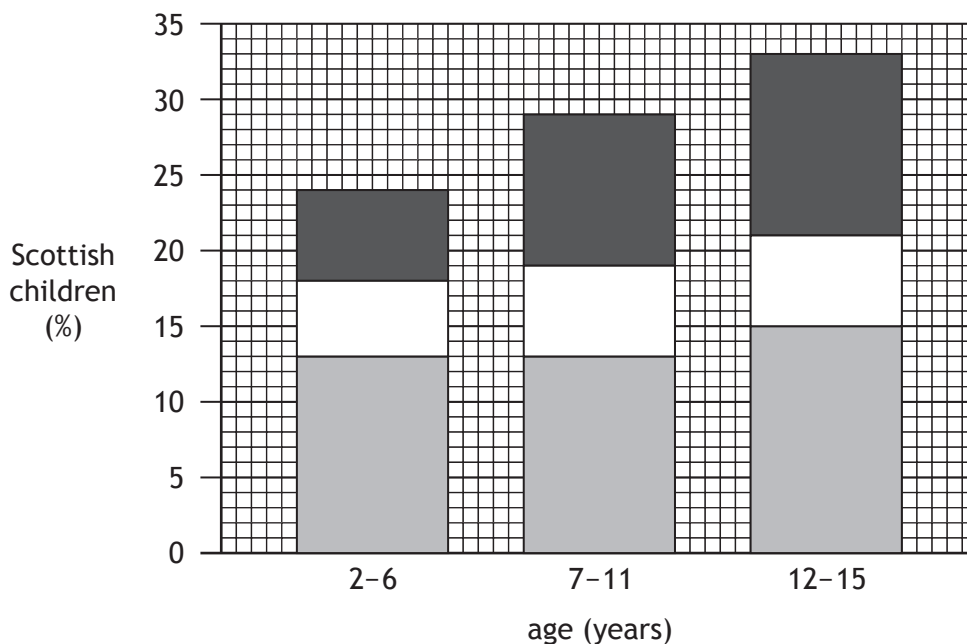
1

[Turn over



* X 7 4 0 7 6 0 1 1 5 *

7. The graph below contains information about the body mass index (BMI) of Scottish children in 2009.



■	MORBIDLY OBESE BMI above 35
■	OBESE BMI 30 to 34.9
■	OVERWEIGHT BMI 25 to 29.9

(a) State the percentage of children aged 12 to 15 who had a BMI of more than 30 in 2009.

1

Space for calculation

_____ %

(b) Suggest reasons why the percentage of obese children increased between the ages of 2 and 15.

1



MARKS

DO NOT
WRITE IN
THIS
MARGIN

7. (continued)

(c) Explain how BMI is calculated.

1

(d) Suggest how children could be encouraged to maintain a healthy BMI by use of the following processes.

2

Identification _____

Internalisation _____

[Turn over

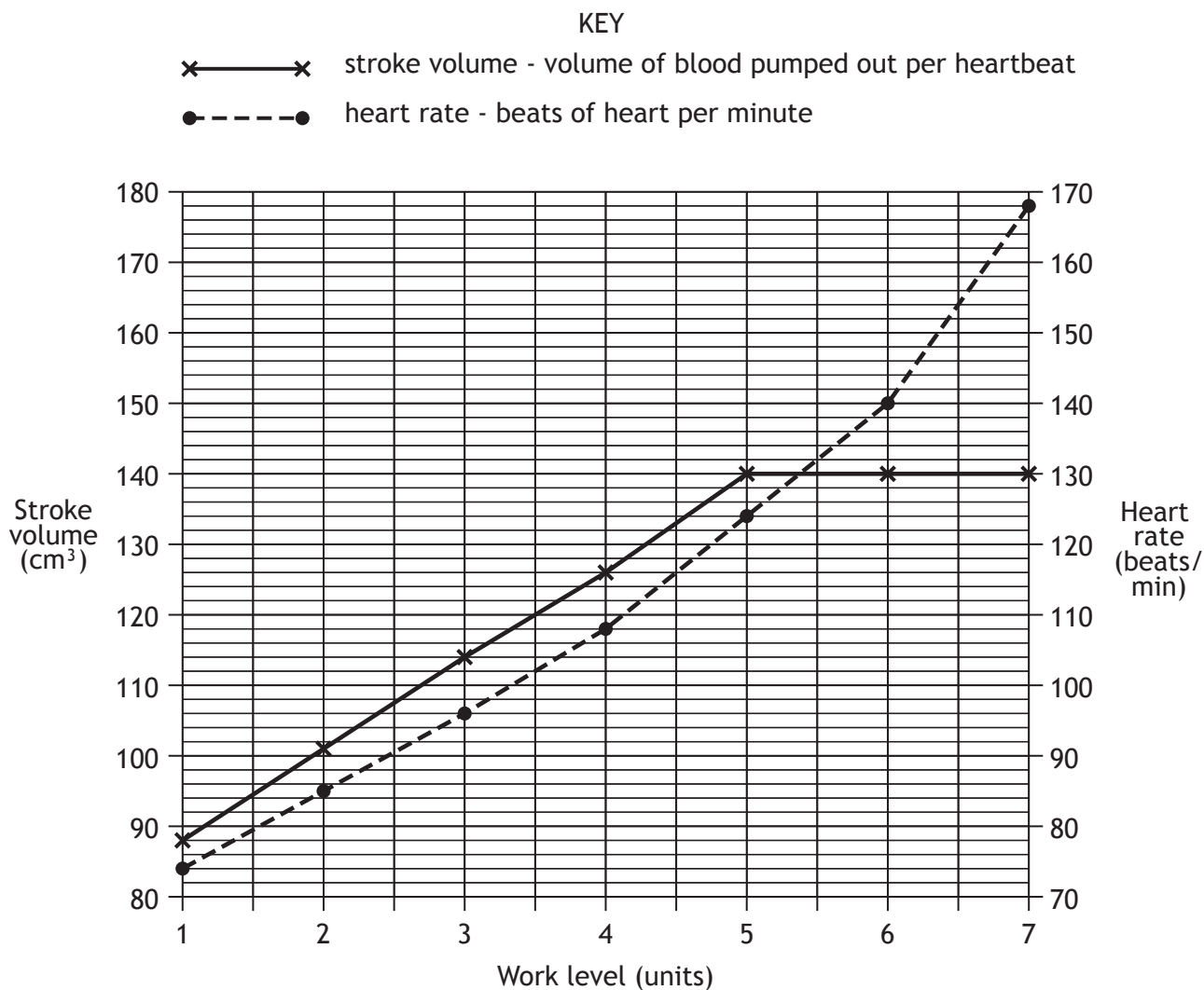


* X 7 4 0 7 6 0 1 1 7 *

8. The heart rate and stroke volume of a 40 year old cyclist were monitored as he used an exercise bike.

The cyclist was told to pedal at a constant rate as his work level was gradually raised by increasing the resistance to pedalling.

The graph below shows the changes that occurred in the cyclist's heart rate and stroke volume at seven different work levels.



* X 7 4 0 7 6 0 1 1 8 *

8. (continued)

- (a) Use **data from the graph** to describe the changes that occurred in the cyclist's stroke volume when the work level increased from 1 to 7 units. 2

- (b) State what the cyclist's heart rate was when his stroke volume was 120cm^3 . 1

Space for calculation

_____ beats/min

- (c) Cardiac output is the volume of blood leaving the heart in one minute. It is calculated using the formula shown below.

$$\text{cardiac output} = \text{heart rate} \times \text{stroke volume}$$

Calculate the cyclist's cardiac output when his work level was 6 units. 1

Space for calculation

_____ cm^3/min

[Turn over



* X 7 4 0 7 6 0 1 1 9 *

8. (continued)

- (d) The table below shows the recommended minimum heart rates that cyclists of different ages should maintain in order to either metabolise fat or improve their fitness.

Age	Minimum heart rate for metabolising fat (beats/min)	Minimum heart rate for improving fitness (beats/min)
10	136	168
20	130	160
30	123	152
40	116	144
50	110	136
60	104	128

- (i) Use information from the **table** and the **graph** to determine the work level that the cyclist should maintain in order to metabolise fat.

1

_____ units

- (ii) Use information from the **table** to predict the minimum heart rate for improving the fitness of a 70 year old.

1

- (iii) As an individual gets older, their minimum heart rate for improving fitness decreases.

Use the information from the **table** to calculate the percentage decrease that occurs between the ages of 10 and 60 years.

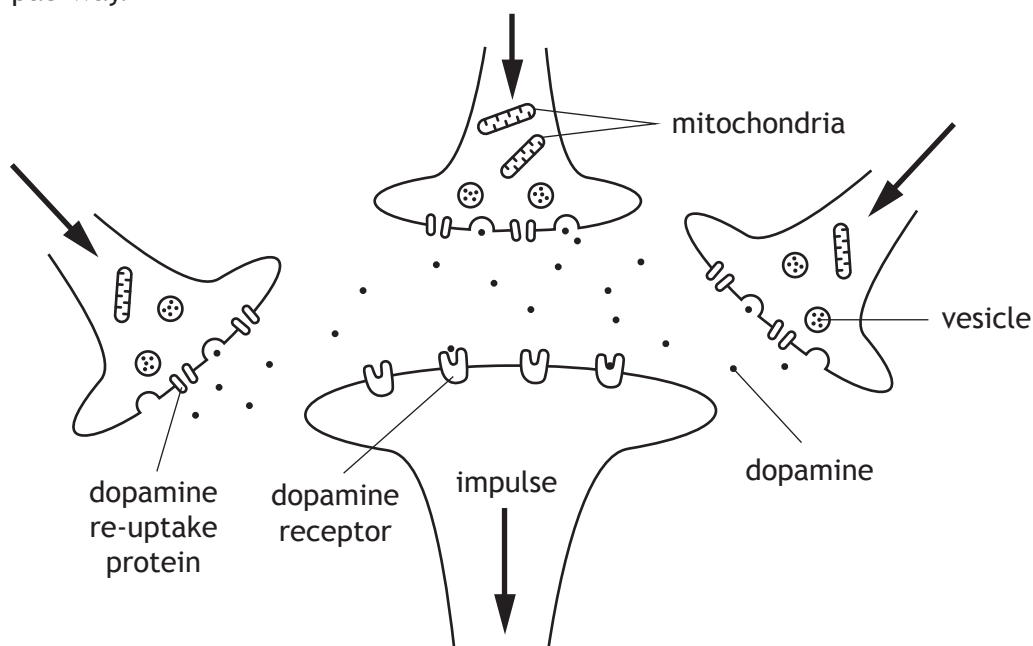
1

Space for calculation

_____ %



9. The diagram below shows some nerve cells involved in a neural reward pathway.



(a) Using information from the diagram, explain what is meant by the term “summation”.

1

(b) Suggest a function for the mitochondria shown in the diagram.

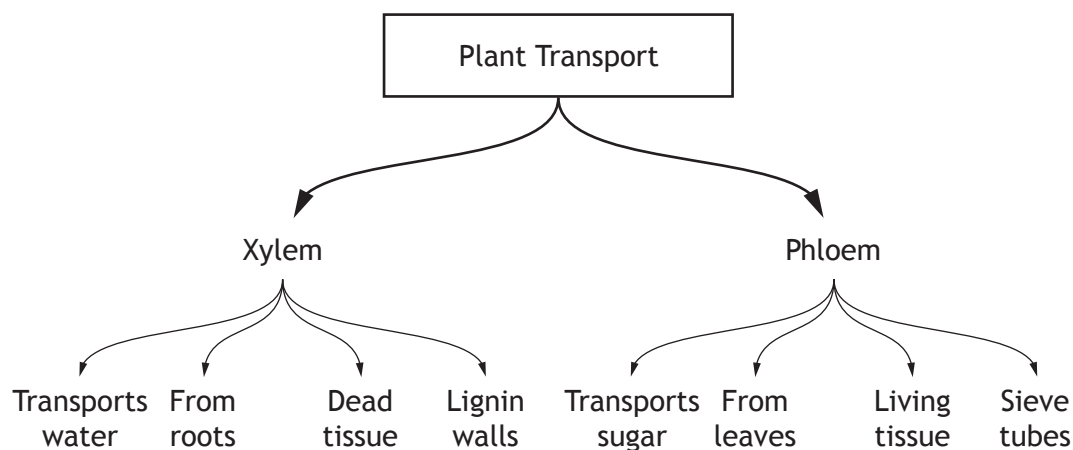
1

(c) Cocaine is a recreational drug that has an effect at this synapse. Cocaine binds to the dopamine re-uptake proteins. As a result, the reward pathway is stimulated for longer. Suggest how cocaine produces this effect.

2



10. A biology student produced the following diagram as a memory aid to help her learn about transport in plants.



(a) In producing this diagram the student used various methods to learn the information.

Other than rehearsal, name **two** methods that she used and describe how they helped her transfer the information into her long-term memory.

2

1 Method _____

Description _____

2 Method _____

Description _____

(b) Any information which is not transferred into long-term memory is displaced. Explain why displacement occurs.

1

(c) The student is storing a record of facts as she learns this information. State the part of the brain in which such memories are stored.

1



11. Various types of white blood cell are involved in the non-specific immune response.

(a) Describe the role of each of the following cells in the non-specific defence of the body.

(i) Mast cells _____ 2

(ii) Natural killer (NK) cells _____ 1

(b) Explain how the presence of phagocytes is important in the activation of T lymphocytes. 2

[Turn over

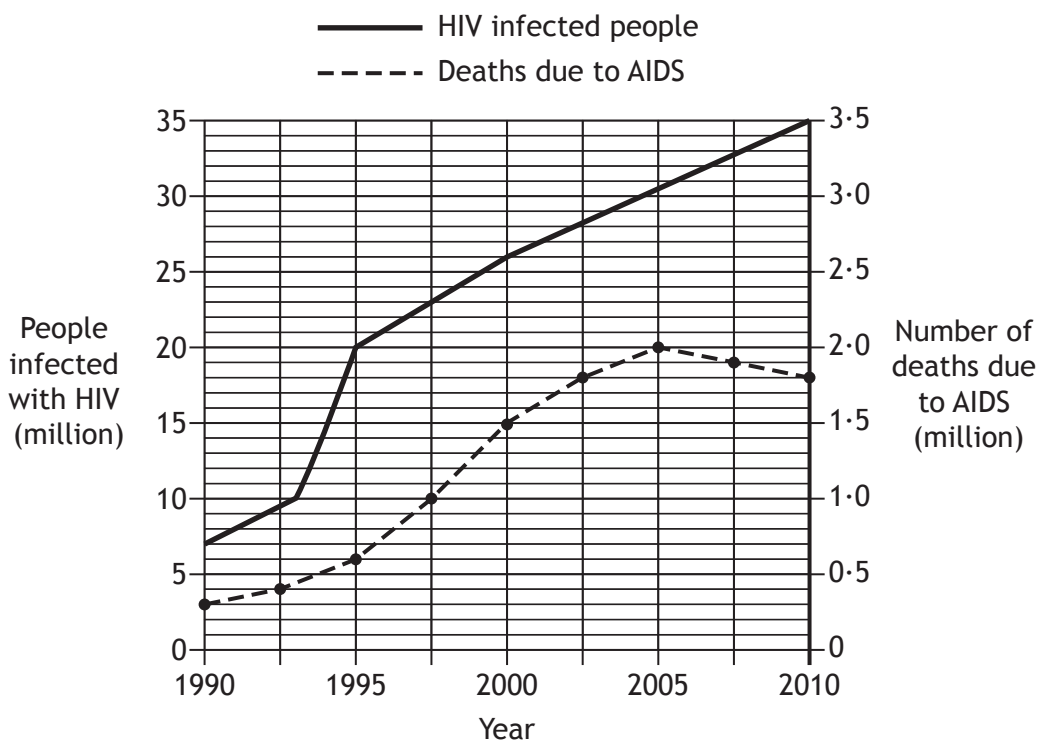


12. HIV is a virus which invades the cells of the immune system.

People infected with HIV may not show symptoms for many years.

AIDS is the condition which may develop from HIV infection, resulting in death.

The graph below shows the number of people in the world infected with HIV, from 1990 to 2010. It also shows the number of people who died from AIDS during this period.



(a) State how many people were infected with HIV in the year 2000. 1

(b) State how many people died from AIDS when 20 million people in the world were infected with HIV. 1

(c) Calculate the percentage of HIV-infected people who died from AIDS in 2010. 1

Space for calculation

_____ %



MARKS

DO NOT
WRITE IN
THIS
MARGIN

12. (continued)

- (d) Describe the evidence from the graph which suggests that the rate of people becoming infected with HIV was greatest between 1993 and 1995.

1

[Turn over



* X 7 4 0 7 6 0 1 2 5 *

13. A scientist investigated the effectiveness of four different types of influenza vaccine. A total of 2000 volunteers from a Scottish community were divided into four groups.

Each group was injected with a different vaccine.

The number who developed influenza during the following years was recorded.

The results are shown in the table below.

<i>Type of influenza vaccine</i>	<i>Developed influenza</i>	<i>Did not develop influenza</i>	<i>Total</i>
P	35	495	530
Q	25	455	480
R	24	496	520
S	17		

(a) (i) Suggest **one** way in which the scientist could minimise variation between the four groups of volunteers. 1

(ii) **Complete the table** for the volunteers who received type S vaccine. 1

(iii) State which of the vaccines P, Q or R was most effective in this investigation. 1

(b) Explain why vaccines usually contain an adjuvant. 1

(c) In 1918 fifty million people died in a global outbreak of influenza. State the term used to describe such an outbreak. 1



MARKS DO NOT
WRITE IN
THIS
MARGIN

14. Answer either A or B in the space below.

Labelled diagrams may be used where appropriate.

A Describe hormonal control of the menstrual cycle under the following headings:

- | | |
|----------------------------------|---|
| (i) events leading to ovulation; | 6 |
| (ii) events following ovulation. | 4 |

OR

B Describe the cardiac cycle under the following headings:

- | | |
|--|---|
| (i) the conducting system of the heart; | 5 |
| (ii) nervous control of the cardiac cycle. | 5 |

[Turn over



* X 7 4 0 7 6 0 1 2 7 *

ADDITIONAL SPACE FOR ANSWER TO QUESTION 14

MARKS DO NOT WRITE IN THIS MARGIN

[END OF QUESTION PAPER]



* X 7 4 0 7 6 0 1 2 8 *

ADDITIONAL SPACE FOR ANSWERS AND ROUGH WORK

MARKS

DO NOT
WRITE IN
THIS
MARGIN



* X 7 4 0 7 6 0 1 2 9 *

ADDITIONAL SPACE FOR ANSWERS AND ROUGH WORK

MARKS

DO NOT
WRITE IN
THIS
MARGIN




* X 7 4 0 7 6 0 1 3 0 *

ADDITIONAL GRAPH PAPER FOR QUESTION 3 (b) (i)

MARKS

DO NOT
WRITE IN
THIS
MARGIN



* X 7 4 0 7 6 0 1 3 1 *

[BLANK PAGE]

DO NOT WRITE ON THIS PAGE



* X 7 4 0 7 6 0 1 3 2 *