

FOR OFFICIAL USE



--	--	--	--	--	--

National  
Qualifications  
2018

Mark

--

**X747/76/01**

# Mathematics Paper 1 (Non-Calculator) Answer Booklet

THURSDAY, 3 MAY  
9:00 AM – 10:10 AM



Fill in these boxes and read what is printed below.

Full name of centre

--

Town

--

Forename(s)

--

Surname

--

Number of seat

--

Date of birth

Day

--	--

Month

--	--

Year

--	--

Scottish candidate number

--	--	--	--	--	--	--	--	--	--

Write your answers clearly in the spaces provided in this booklet. The size of the space provided for an answer should not be taken as an indication of how much to write. It is not necessary to use all the space.

Additional space for answers is provided at the end of this booklet. If you use this space you must clearly identify the question number you are attempting.

Use **blue** or **black** ink.

Before leaving the examination room you must give this booklet to the Invigilator; if you do not, you may lose all the marks for this paper.



QUESTION  
NUMBER

1.

DO NOT  
WRITE IN  
THIS  
MARGIN

2.



\* X 7 4 7 7 6 0 1 0 2 \*

QUESTION  
NUMBER

3.

DO NOT  
WRITE IN  
THIS  
MARGIN

4.



\* X 7 4 7 7 6 0 1 0 3 \*

QUESTION  
NUMBER

5.(a)

DO NOT  
WRITE IN  
THIS  
MARGIN

5.(b)

6.



\* X 7 4 7 7 6 0 1 0 4 \*

QUESTION  
NUMBER

7.(a)

DO NOT  
WRITE IN  
THIS  
MARGIN

7.(b)

7.(c)



\* X 7 4 7 7 6 0 1 0 5 \*

QUESTION  
NUMBER

8.

DO NOT  
WRITE IN  
THIS  
MARGIN

9.(a)

9.(b)



\* X 7 4 7 7 6 0 1 0 6 \*

QUESTION  
NUMBER

10.

DO NOT  
WRITE IN  
THIS  
MARGIN



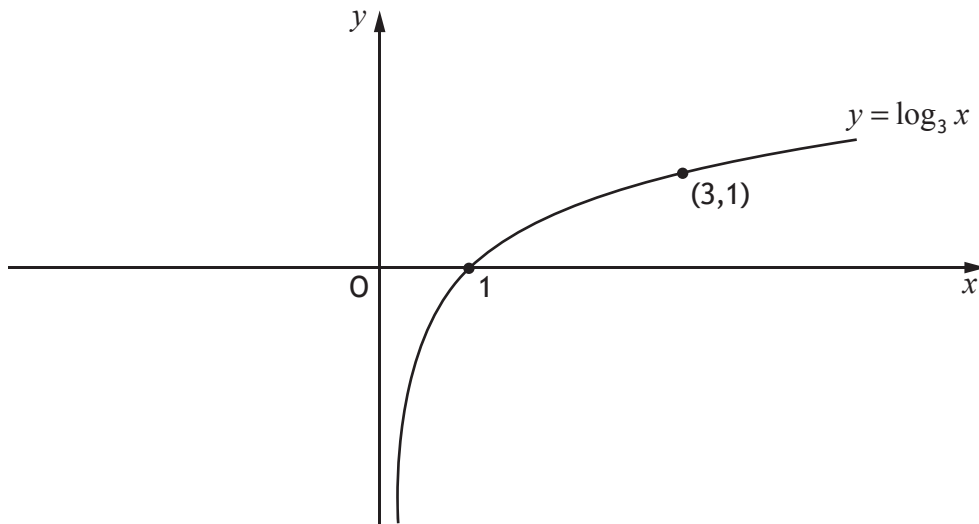
\* X 7 4 7 7 6 0 1 0 7 \*

QUESTION  
NUMBER

11.(a)

An additional diagram, if required, can be found on *page 13*.

DO NOT  
WRITE IN  
THIS  
MARGIN



11.(b)



QUESTION  
NUMBER

12.(a)

DO NOT  
WRITE IN  
THIS  
MARGIN

12.(b)



\* X 7 4 7 7 6 0 1 0 9 \*

QUESTION  
NUMBER

**13.(a)**  
**(i)**

DO NOT  
WRITE IN  
THIS  
MARGIN

**13.(a)**  
**(ii)**

**13.(b)**



\* X 7 4 7 7 6 0 1 1 0 \*

QUESTION  
NUMBER

14.

DO NOT  
WRITE IN  
THIS  
MARGIN



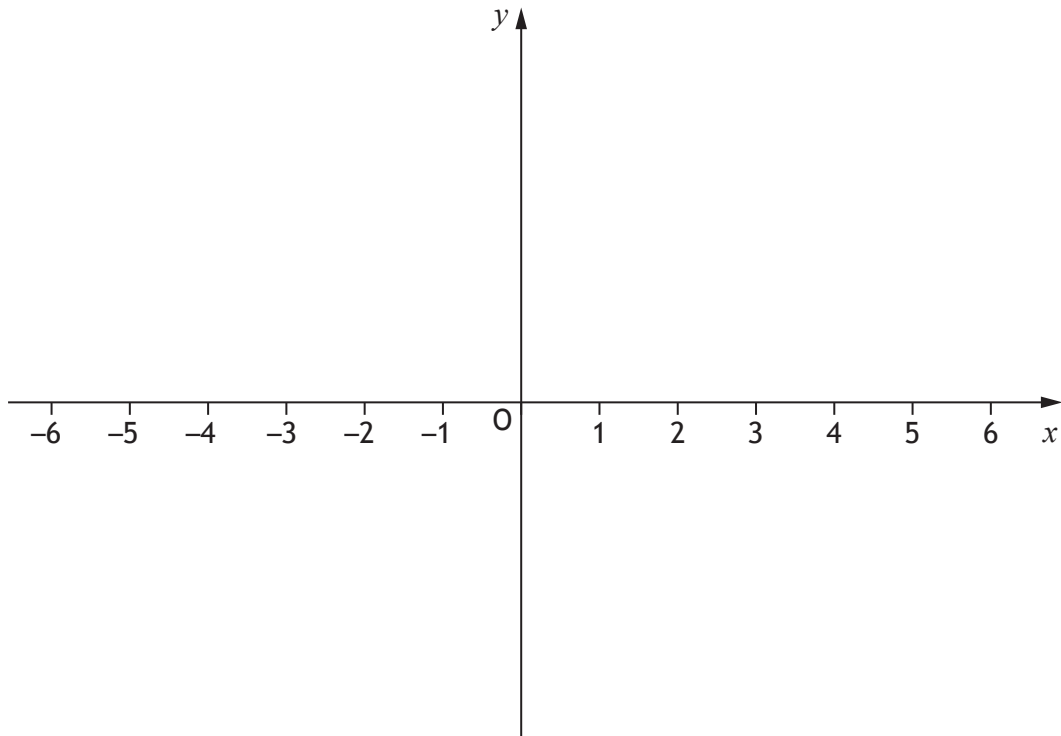
\* X 7 4 7 7 6 0 1 1 1 \*

QUESTION  
NUMBER

15.

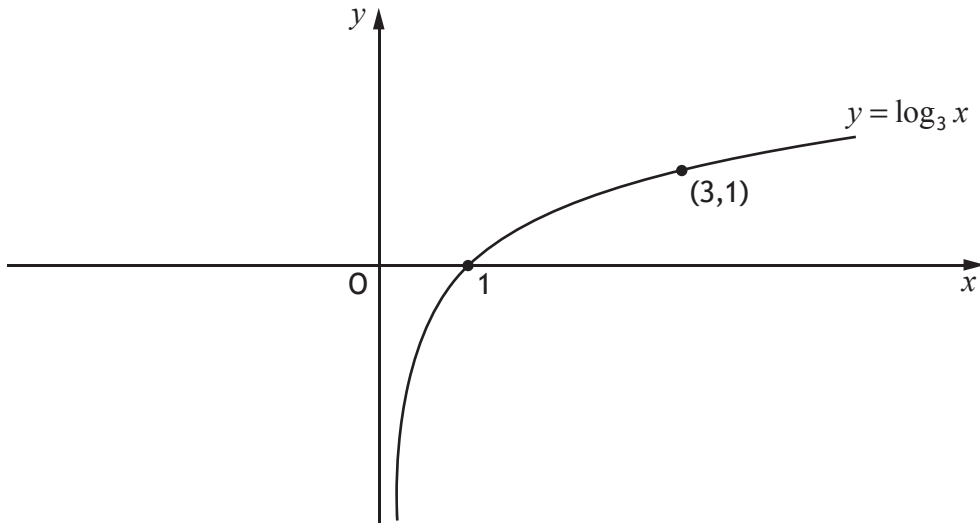
An additional diagram, if required, can be found on *page 14*.

DO NOT  
WRITE IN  
THIS  
MARGIN



\* X 7 4 7 7 6 0 1 1 2 \*

Additional diagram for Question 11(a).

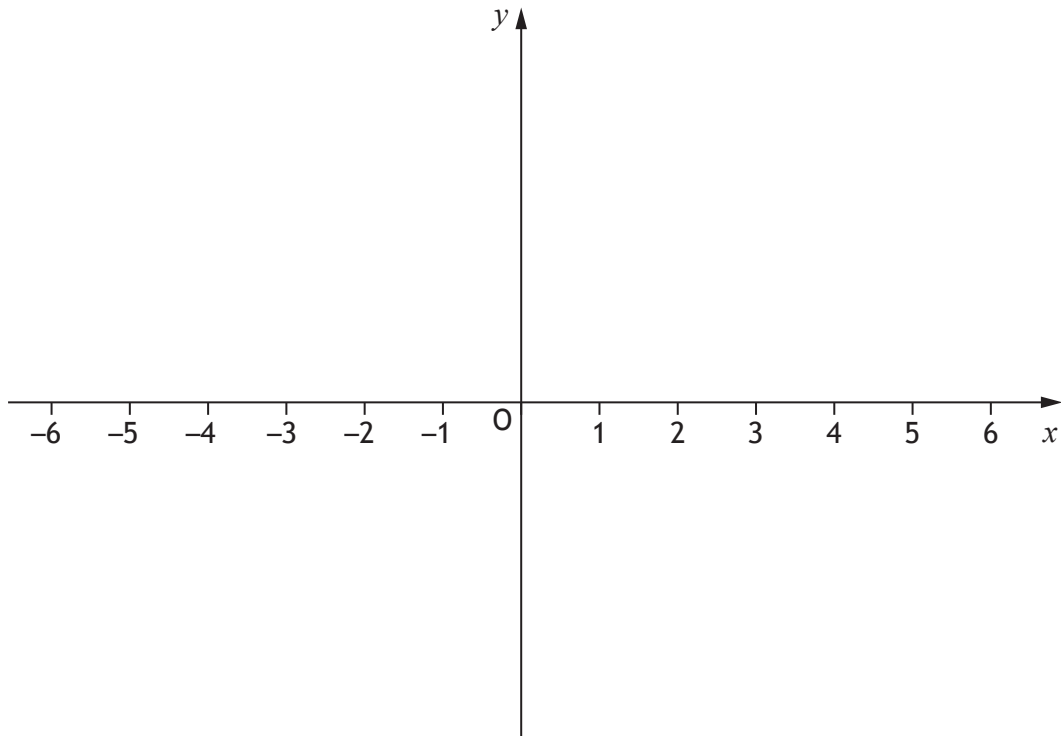


QUESTION  
NUMBER

ADDITIONAL SPACE FOR ANSWERS

DO NOT  
WRITE IN  
THIS  
MARGIN

Additional diagram for Question 15.





QUESTION  
NUMBER

## ADDITIONAL SPACE FOR ANSWERS

DO NOT  
WRITE IN  
THIS  
MARGIN



\* X 7 4 7 7 6 0 1 1 5 \*

