

FOR OFFICIAL USE



--	--	--	--	--	--

National
Qualifications
2023 MODIFIED

Mark

--

X847/76/01

**Mathematics Paper 1 (Non-calculator)
Answer booklet**

THURSDAY, 4 MAY
9:00 AM – 10:15 AM



* X 8 4 7 7 6 0 1 *

Fill in these boxes and read what is printed below.

Full name of centre

--

Town

--

Forename(s)

--

Surname

--

Number of seat

--

Date of birth

Day

Month

Year

--	--

--	--

--	--

Scottish candidate number

--	--	--	--	--	--	--	--	--	--

You must NOT use a calculator.

Write your answers clearly in the spaces provided in the answer booklet. The size of the space provided for an answer is not an indication of how much to write. You do not need to use all the space.

Additional space for answers is provided at the end of the answer booklet. If you use this space you must clearly identify the question number you are attempting.

Use **blue** or **black** ink.

Before leaving the examination room you must give your answer booklet to the Invigilator; if you do not, you may lose all the marks for this paper.



* X 8 4 7 7 6 0 1 0 1 *

QUESTION
NUMBER

1.

DO NOT
WRITE IN
THIS
MARGIN

2.



* X 8 4 7 7 6 0 1 0 2 *

QUESTION
NUMBER

3.

DO NOT
WRITE IN
THIS
MARGIN



* X 8 4 7 7 6 0 1 0 3 *

QUESTION
NUMBER

4.(a)
(i)

4.(a)
(ii)

4.(b)



* X 8 4 7 7 6 0 1 0 4 *

QUESTION
NUMBER

5.

DO NOT
WRITE IN
THIS
MARGIN

6.



* X 8 4 7 7 6 0 1 0 5 *

QUESTION
NUMBER

7.(a)

DO NOT
WRITE IN
THIS
MARGIN

7.(b)



* X 8 4 7 7 6 0 1 0 6 *

QUESTION
NUMBER

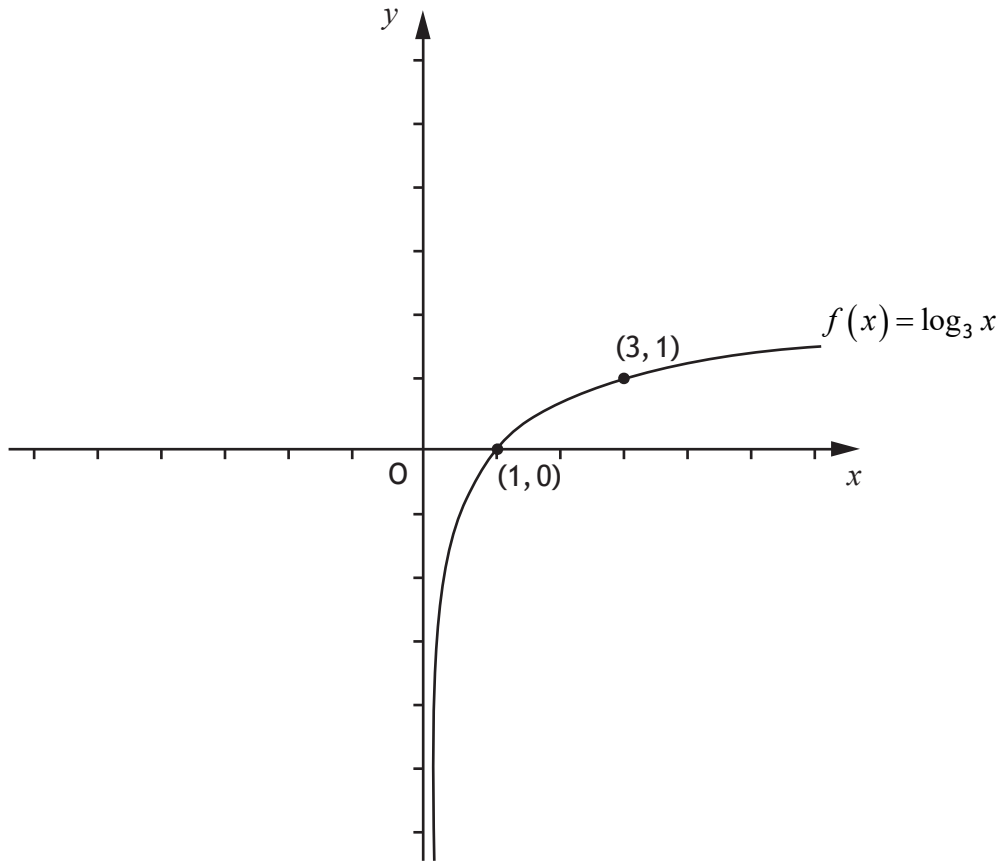
8.

DO NOT
WRITE IN
THIS
MARGIN



* X 8 4 7 7 6 0 1 0 7 *

An additional diagram, if required, can be found on *page 13*.



* X 8 4 7 7 6 0 1 0 8 *

QUESTION
NUMBER

10.(a)

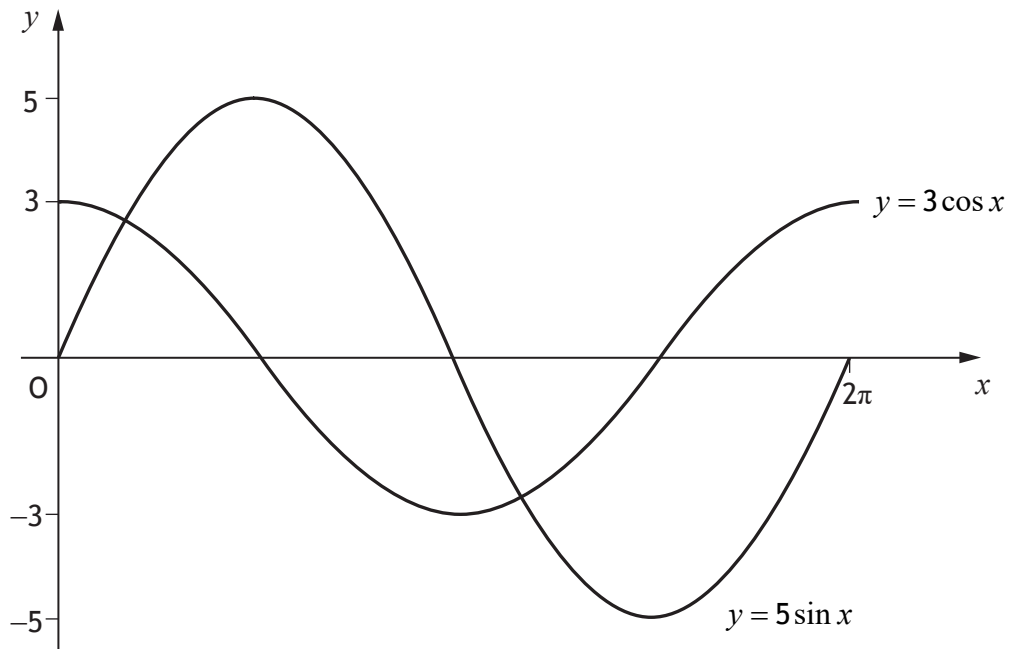
DO NOT
WRITE IN
THIS
MARGIN

10.(b)



* X 8 4 7 7 6 0 1 0 9 *

11.(a)

11.(b) An additional diagram, if required, can be found on *page 14*.

* X 8 4 7 7 6 0 1 1 0 *

QUESTION
NUMBER

12.

DO NOT
WRITE IN
THIS
MARGIN



* X 8 4 7 7 6 0 1 1 1 *

QUESTION
NUMBER

13.(a)
(i)

13.(a)
(ii)

13.(b)
(i)

13.(b)
(ii)



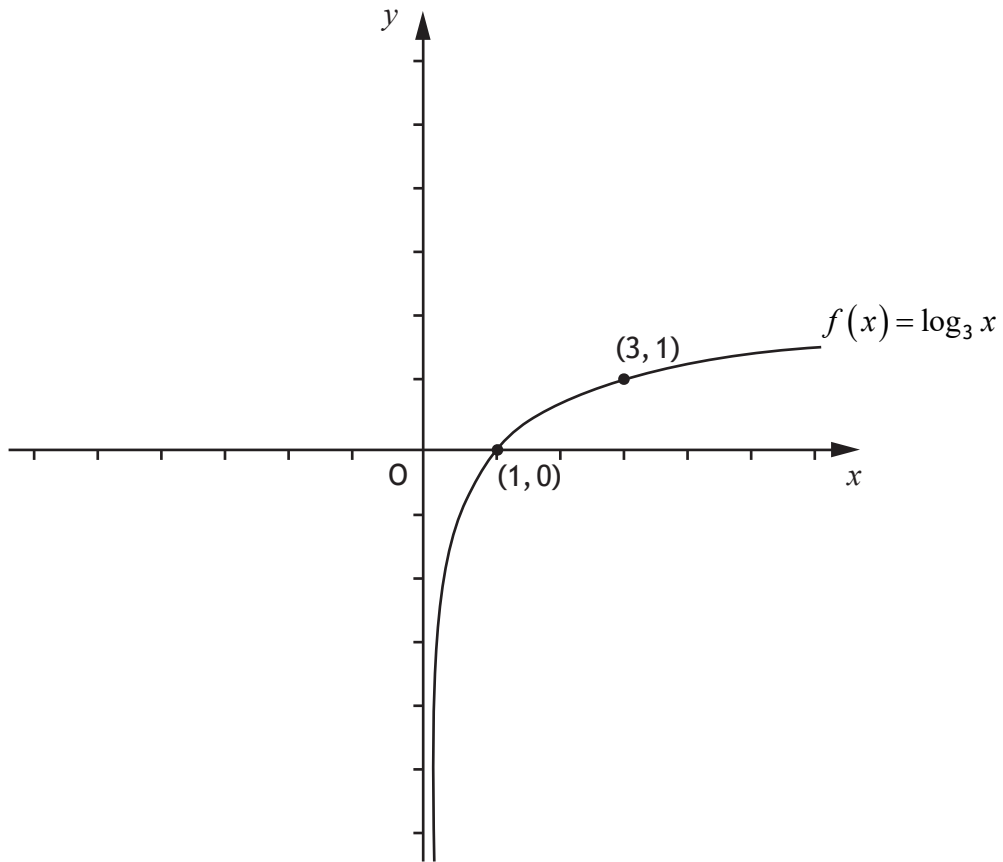
* X 8 4 7 7 6 0 1 1 2 *

ENTER
NUMBER
OF
QUESTION

ADDITIONAL SPACE FOR ANSWERS

DO NOT
WRITE IN
THIS
MARGIN

Additional diagram for question 9.

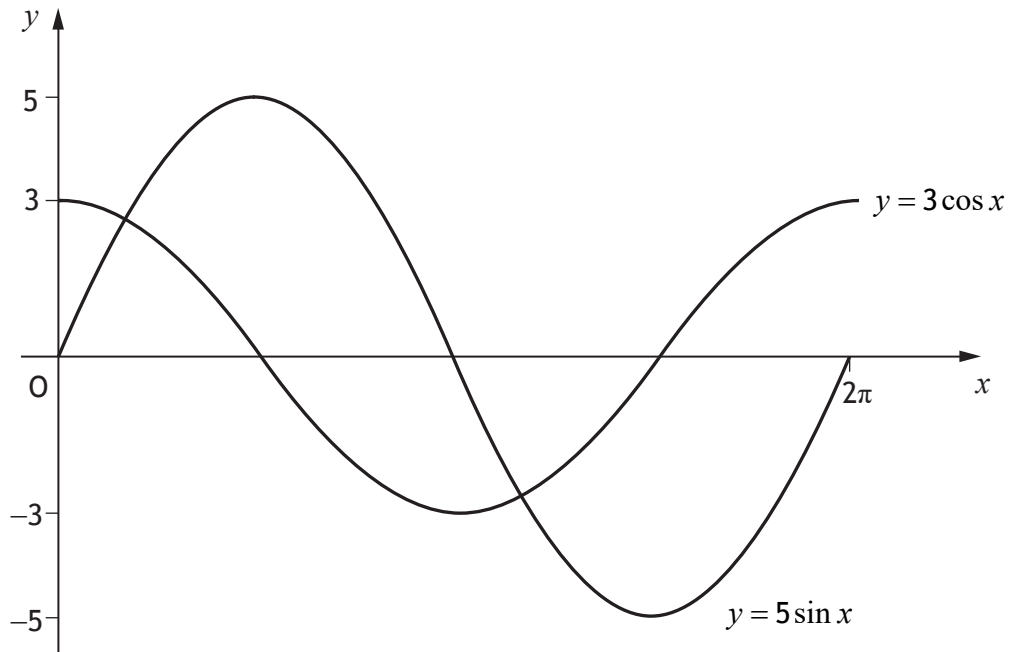


ENTER
NUMBER
OF
QUESTION

ADDITIONAL SPACE FOR ANSWERS

DO NOT
WRITE IN
THIS
MARGIN

Additional diagram for question 11 (b).





ENTER
NUMBER
OF
QUESTION

ADDITIONAL SPACE FOR ANSWERS

DO NOT
WRITE IN
THIS
MARGIN



* X 8 4 7 7 6 0 1 1 5 *





ENTER
NUMBER
OF
QUESTION

ADDITIONAL SPACE FOR ANSWERS

DO NOT
WRITE IN
THIS
MARGIN



* X 8 4 7 7 6 0 1 1 6 *



ENTER
NUMBER
OF
QUESTION

ADDITIONAL SPACE FOR ANSWERS

DO NOT
WRITE IN
THIS
MARGIN



* X 8 4 7 7 6 0 1 1 7 *



ENTER
NUMBER
OF
QUESTION

ADDITIONAL SPACE FOR ANSWERS

DO NOT
WRITE IN
THIS
MARGIN



* X 8 4 7 7 6 0 1 1 8 *



ENTER
NUMBER
OF
QUESTION

ADDITIONAL SPACE FOR ANSWERS

DO NOT
WRITE IN
THIS
MARGIN



* X 8 4 7 7 6 0 1 1 9 *

