



National  
Qualifications  
2022 MODIFIED

**X858/76/12**

**Politics  
Paper 2**

TUESDAY, 26 APRIL  
11:15 AM – 12:30 PM

**Total marks — 28**

Attempt **BOTH** questions.

Write your answers clearly in the answer booklet provided. In the answer booklet you must clearly identify the question number you are attempting.

Use **blue** or **black** ink.

Before leaving the examination room you must give your answer booklet to the Invigilator; if you do not, you may lose all the marks for this paper.



**Total marks — 28**  
**Attempt BOTH questions**

1. Study **Sources A** and **B** then attempt the question which follows.

**SOURCE A**

**The executive branch in the UK**

In the UK, the Prime Minister is the head of the executive branch, the main purpose of this branch being to enforce the laws of the country. The Cabinet is at the heart of the executive branch. The Prime Minister chairs and appoints the members of the Cabinet which includes key leadership roles such as the Home Secretary and the Chancellor of the Exchequer. The Prime Minister is normally the leader of the largest party in the House of Commons. Following the election held in 2019 this was the Conservative Party which had a majority of 80. When a government has a majority, they can get their legislation passed without requiring the support of other parties, meaning that the Prime Minister can successfully implement their policies and manifesto commitments. Some Prime Ministers, such as Tony Blair, enjoyed huge government majorities, meaning that they could easily pass bills such as the introduction of the National Minimum Wage without any obstacles being placed upon them by opposing parties.

There is no limit to the length of time a Prime Minister can serve. Margaret Thatcher and Tony Blair served eleven and ten years respectively. In theory, a Prime Minister can be in power as long as they remain the leader of the largest party. In effect, a Prime Minister can stay in power as long as their party keeps winning general elections and they maintain the support of their party. Margaret Thatcher, during her eleven years in power, was able to make significant changes to the UK economy in particular as well as to society in general.

The UK has an uncodified constitution which has evolved gradually over time. As a consequence of this, members of the executive branch in the UK are also members of the legislative branch. The UK system of government is based on a fusion of power. Members of the Cabinet must also be members of either of the two chambers of the UK legislature (the House of Commons or the House of Lords). For example, Boris Johnson is both the Prime Minister and also the MP for Uxbridge and South Ruislip. Consequently, almost all legislation introduced in the House of Commons originates from the government. There are some very limited opportunities for individual members of Parliament to introduce legislation through Private Members' Bills. However, the chances of these bills being passed is very small. In the UK the government has effective control of the legislative agenda.

1. (continued)

## SOURCE B

## The executive branch in the US

The United States has a codified constitution which is based on a number of key principles. One of these is the separation of powers, meaning that the legislative, executive and judicial branches are separate parts of the political system. The legislative branch of government makes the laws, the executive branch carries out the laws and the judicial branch interprets the laws. In the US, the President and members of the Administration, such as the Cabinet, cannot be part of the legislature. For this reason, Barack Obama had to resign his post of Senator in order to become the 44<sup>th</sup> President of the US. Jeff Sessions also had to give up his post in the Senate when President Trump nominated him to be Attorney General. As a result of this separation of powers, all legislation is introduced and controlled by members of Congress (Senators or members of the House of Representatives). The executive in the US does not control the legislative agenda as they are a separate branch from the legislature.

To implement policies in the US, the executive requires the support of the legislative branch. A key barrier to a President trying to implement their policies is when Congress is controlled by members of the opposing party. It can sometimes be very difficult for the President to get their preferred legislation passed. For example, a major policy of President Clinton was healthcare. However, he was unable to enact his ideas because his opponents – the Republicans – won control of Congress halfway through his first term. President Trump has also faced the same problem as his opponents – the Democrats – won control of one of the chambers of Congress, the House of Representatives in 2018. This meant that President Trump was unable to enact any significant legislation.

The US Constitution also places a key limitation on the powers of the President. The 22<sup>nd</sup> Amendment to the Constitution was passed in 1947 and outlines the maximum time that a President can serve. Currently, the President is constrained to two terms of four years, meaning that they can only serve for eight years in total. Some Presidents, such as Barack Obama and Bill Clinton, served two full terms, whereas George H.W. Bush only served for a single term. After his second term was over in 2016 Barack Obama would not have been able to stand for re-election if he had wanted to due to this amendment.

Use only the information in Sources A and B.

Compare the executive branch in the UK and the US.

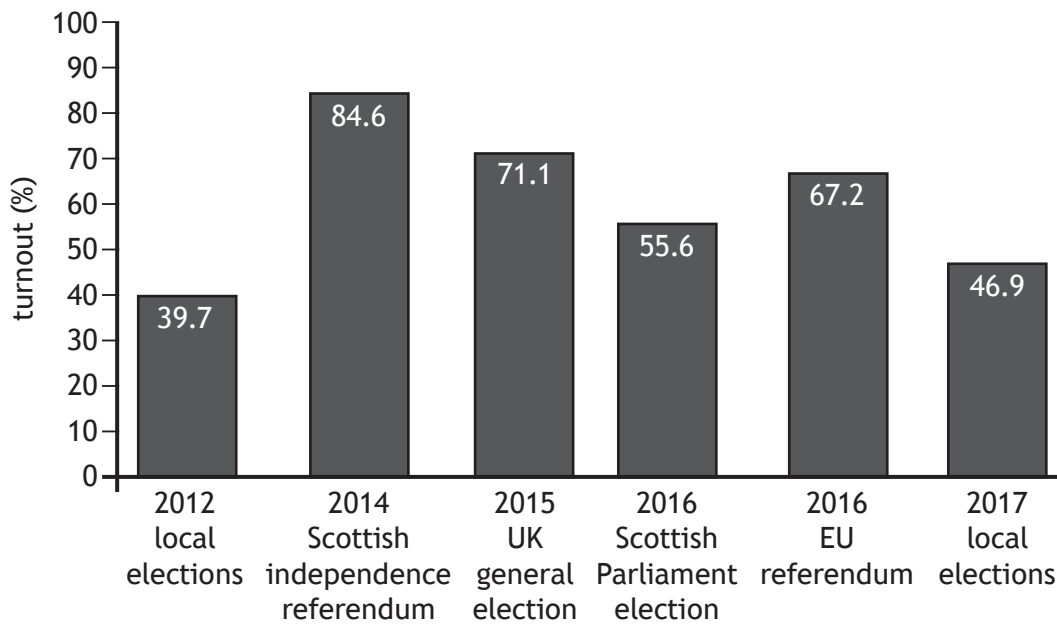
In your answer you **must** make **three** points of comparison and reach an overall conclusion.

8

[Turn over

2. Study Sources A–F then attempt the question which follows.

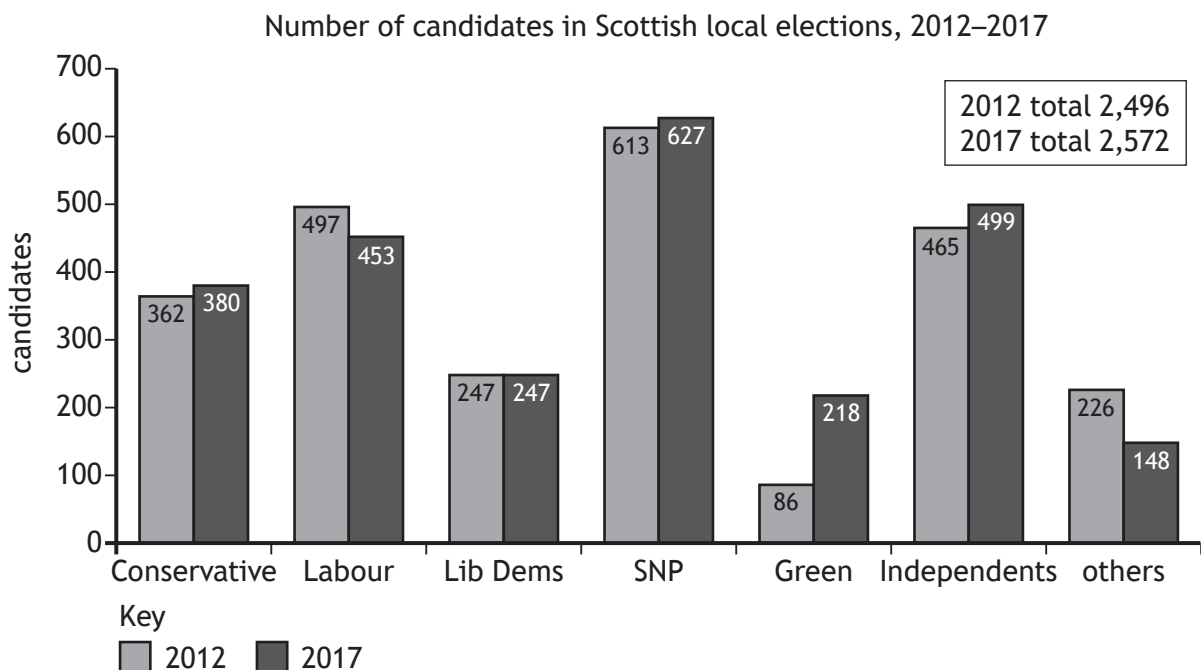
**Source A** Turnout in Scotland at elections and referendums between the 2012 and 2017 local elections



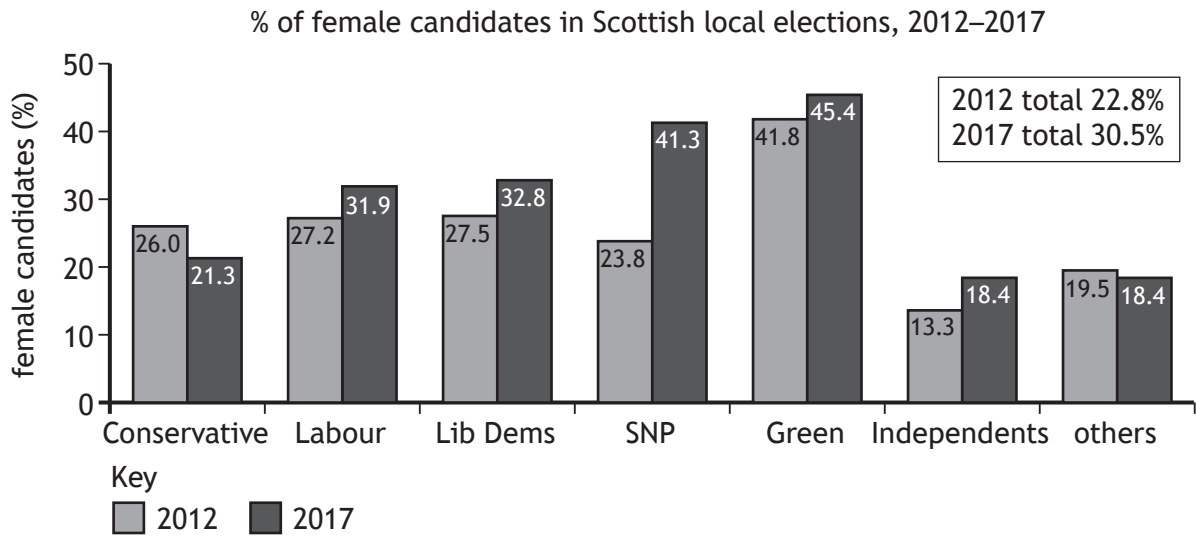
**Source B** Turnout in selected councils in Scottish local elections, 2012–2017

	2012 %	2017 %	% change 2012–2017
Aberdeen City	34.0	44.1	+10.1
Dumfries and Galloway	44.0	49.1	+5.1
Edinburgh	42.6	50.5	+7.9
Glasgow	32.4	39.0	+6.6
Na h-Eileanan an Iar	53.2	56.1	+2.9
Shetland Islands	54.7	49.1	-5.6
West Lothian	42.4	46.1	+3.7
<b>Scotland total</b>	<b>39.7</b>	<b>46.9</b>	<b>+7.2</b>

**Source C** Other measures of participation, 2012–2017 Scottish local elections



2. Source C (continued)



Source D National share of first preference votes in Scottish local elections, 2012–2017

Party	% share 2012	% share 2017	% change 2012–2017
Conservative	13.3	25.3	+12.0
Labour	31.4	20.2	-11.2
Lib Dems	6.6	6.9	+0.3
SNP	32.3	32.3	0
Green	2.3	4.0	+1.7
Independents	12.1	10.4	-1.7
Others	1.9	1.0	-0.9

% share of first preference votes in selected councils, 2017 Scottish local elections

	Conservative	Labour	Lib Dems	SNP	Green	Independents	Other
Aberdeen City	24.7	17.7	15.2	32.4	2.2	7.4	0.4
Dumfries and Galloway	37.2	17.7	2.4	20.7	1.8	20.0	0.2
Edinburgh	27.7	18.4	13.6	27.0	12.4	0.7	0.2
Glasgow	14.6	30.2	2.9	41.0	8.7	1.3	1.3
Na h-Eileanan an Iar	3.4	0	0	19.2	0	77.5	0
Shetland Islands	1.0	0	0	0	0	99.0	0
West Lothian	23.2	29.0	2.6	37.3	2.7	5.0	0.2

Source E Seats won by party, 2012–2017 Scottish local elections

Party	Total seats 2012	Total seats 2017	Change in total seats 2012–2017	% seats 2012	% seats 2017	% change in seats 2012–2017
Conservative	115	276	+161	9.4	22.5	+13.1
Labour	394	262	-132	32.2	21.4	-10.8
Lib Dems	71	67	-4	5.8	5.5	-0.3
SNP	424	431	+7	34.7	35.1	+0.4
Green	14	19	+5	1.1	1.6	+0.5
Independents	201	168	-33	16.4	13.7	-2.7
Others	4	4	0	0.3	0.3	0

Source F 2019 English local elections data

National vote share and seats won by party, 2015–2019

Party	% vote share 2015	% vote share 2019	% change in vote share 2015–2019	Total seats 2015	Total seats 2019	Change in total seats 2015–2019
Conservative	36	31	-5	5540	3559	-1981
Labour	32	31	-1	2292	2020	-272
Lib Dems	10	17	+7	661	1351	+690
Others	22	21	-1	285	297	+12

Number of councils won by party, 2015–2019

Party	2015	2019	Change 2015–2019
Conservative	192	143	-49
Labour	100	91	-9
Lib Dems	6	23	+17
Others or no overall control	53	84	+31

Turnout in the 2017 Scottish local elections easily surpassed all other recent votes in Scotland with figures showing very significant increases in all areas. Other measures of participation indicated considerable and consistent improvements. The Conservatives were the clear winners of the 2017 Scottish local elections as they made huge gains and ended as the most popular party right across the country. Labour was clearly the biggest loser on the night. In the 2019 English local elections there were similar outcomes for the two main parties.

Using only the information in Sources A–F.

To what extent does the evidence contained in these sources support the viewpoint above?

20

[END OF QUESTION PAPER]

[OPEN OUT]

DO NOT WRITE ON THIS PAGE

[BLANK PAGE]

DO NOT WRITE ON THIS PAGE

[BLANK PAGE]

DO NOT WRITE ON THIS PAGE

[BLANK PAGE]

DO NOT WRITE ON THIS PAGE